

PRICE LIST

OF

PARTS



MACHINES

Nos. 14 k 1 to 14 k 4

THE SINGER MANUFACTURING COMPANY

PRICE LIST
OF
PARTS
Copyright, 1915, by THE SINGER MANUFACTURING Co.

INDEX

	PAGE
ACCESSORIES.....	17
BOBBIN WINDER.....	17
NOS. 14 K 1 TO 14 K 4 MACHINES.....	7
NUMERICAL LIST OF PARTS	19
PARTS SPECIAL TO NOS. 14 K 1 TO 14 K 4 MACHINES.....	16

INSTRUCTIONS FOR ORDERING

In ordering from this list, use ONLY the part NUMBER in the FIRST column.

The number stamped on a Sewing Machine part is in every case the number of the single part only.

Every combination of parts sent out as such has its specific number, which, although not stamped on the parts, must be used when ordering the combination.

Each number always indicates the SAME PART in whatever list it appears, or for whatever machine.

The letters after some of the numbers indicate the style of finish only, as follows:

- A. Hardened, Polished and Plated.
- B. Polished and Plated.
- C. Hardened only.
- D. Polished only.
- E. Soft, not Polished.
- F. Hardened and Polished.
- G.
- H. Blued.
- J. Plated only.
- K. Hardened and Plated.
- L. Brass or Gilt.
- M. Oxidized.

These letters MUST BE USED *when* they appear in the list, and AFTER the number *as* in the list.

In this series

1 to 1500 and 50001 to 51500 are Screw Numbers.

1501 to 1800 are Nut Numbers.

1801 to 2000 and 51801 to 52000 are Roller Numbers.

2001 to 50000 and 52001 to 68000 are Elizabethport Numbers of Machine Parts.

80001 and upwards are Singer Numbers of Machine Parts.

The prefix NN indicates Singer Nut Numbers.

"	"	RR	"	"	Roller	"
"	"	SS	"	"	Screw	"

The figures in the second column refer only to the plates, illustrating the parts, and are NOT TO BE USED in ordering.

Parts marked with an asterisk (*) are furnished only when repairs are made at factory.

PRICE LIST OF PARTS FOR Nos. 14k1 to 14k4 MACHINES

FOR LACING JACQUARD PATTERN CARDS, WITH
VIBRATING SHUTTLE

NO.	PLATE	NAME	EACH
89201	—	Balance Wheel with two SS174c.....	\$2 75
SS 174c	—	“ “ Set Screw.....	05
89202	—	Belt Fork.....	1 00
88313	675	“ “ Holder with three SS153c.....	60
SS 153c	—	“ “ “ Screw.....	05
SS 153c	—	“ “ Screw (2).....	05
89204	675	“ Shipper Bracket.....	80
118E	—	“ “ “ Screw.....	08
89205	—	“ “ “ Slide Bar.....	55
89206	—	“ “ “ “ “ Spring... ..	10
10554	—	“ “ “ “ “ “ Pin.....	02
2117	—	“ “ “ Steady Pin (2).....	01
89207	—	“ “ “ Chain, 26 in. long..	55
89208	674	“ “ “ “ Pulley.....	55
89209	—	“ “ “ “ “ Stud.....	80
3093	—	“ “ “ “ “ “ “ Pin.....	03
180D	—	Belt Shipper Bracket Chain Screw.....	03
89210	—	“ “ “ “ Stud.....	80
9525	—	“ “ “ “ Washer.....	01
89371	—	Card Guard Wire (right).....	20
89372	—	“ “ “ (left).....	20
159D	—	“ “ “ Screw.....	03
89373	673	“ Lifter (right).....	40
89374	—	“ “ (left).....	40
89375	—	“ “ Guide Rod.....	05
SS 56E	—	“ “ Screw.....	02
87524	—	Cord Bobbin (wood).....	35
89377	—	“ “ Bracket. (For France only)	50
SS 57E	—	“ “ “ Screw. (For France only).....	03
89378	—	Cord Bobbin Bracket Spindle. (For France only).....	25
89379	—	Cord Bobbin Rod for 26 in. Machine....	40
89380	—	“ “ “ “ 42 “ “	50
89381	—	“ “ “ Bracket (2).....	30

8 PARTS FOR NOS. 14 K 1 TO 14 K 4 MACHINES

NO.	PLATE	NAME	EACH
—	—	Cord Bobbin Rod Bracket Wood Screw, 7/8 in. No. 11, R. H. B. (4)per doz.	\$ —
87364	—	Cord Box, 31 1/2 in. x 8 1/8 in. x 2 7/8 in.	1 80
87365	—	“ “ 48 1/4 in. x 8 1/8 in. x 2 7/8 in.	2 15
89382	674	“ “ Bracket (2)	35
138b	—	“ “ “ Screw (4)	05
—	—	“ “ Wood Screw, 7/8 in. No. 11, R. H. B. (4)per doz.	—
89383	—	Cord Guide	40
—	—	“ “ Wood Screw, 7/8 in. No. 11, R. H. B. (2)per doz.	—
89211	—	Driving Shaft for 26 in. Machine	6 00
89212	—	“ “ “ 42 “ “	7 80
87357	—	“ “ Guard Board (wood) 37 1/8 in. x 2 3/4 in. x 3/4 in.	60
87358	—	Driving Shaft Guard Board (wood) 54 in. x 3 in. x 3/4 in.	70
SS 34E	—	Driving Shaft Guard Board Screw (2)	05
89213	—	“ “ Pulley (tight) 12 in. x 2 in. with SS174c	1 55
89214	—	Driving Shaft Pulley (loose) 12 in. x 2 in.	1 80
SS 174c	—	“ “ “ Set Screw for 89213.	05
89215	675	Face Plate (right)	1 00
89216	—	“ “ Cord Guide	05
89217	—	Face Plate (right) complete, Nos. SS223, 1560b, 8905, 89215, 89216, 89364 and two 89363	1 40
89218	—	Face Plate (left)	1 00
89219	—	Face Plate (left) complete, Nos. SS223, 1560b, 8905, 89216, 89218, 89364 and two 89363	1 40
164b	—	Face Plate Screw (2)	04
89220	673	Feed Cam	4 20
89221	—	“ “ Key	40
89222	674	“ “ Lever	2 15
SS 297E	—	“ “ “ Hinge Screw Stud	40
89223	—	“ “ “ “ “ “ Collar with two 446c	60
446c	—	Feed Cam Lever Hinge Screw Stud Collar Set Screw	03
RR 15	—	Feed Cam Lever Roller and Stud	1 45
89224	675	“ Pawl (right) with 89229	70
89225	675	“ “ (left) with 89229	70
SS 298E	—	“ “ Hinge Screw Stud	40
89226	674	“ “ “ “ “ Locking Handle	55
89227	—	Feed Pawl Hinge Screw Stud Washer	01

PARTS FOR NOS. 14 K 1 TO 14 K 4 MACHINES 9

NO.	PLATE	NAME	EACH
89228	—	Feed Pawl Spring (spiral).....	\$ 05
89229	—	“ “ “ Hook.....	05
89230	—	“ “ Washer with 89229.....	05
180D	—	“ “ “ Screw.....	03
89229	—	“ “ “ Hook.....	05
89231	675	“ “ Lever (right).....	2 00
89232	675	“ “ “ (left).....	2 00
89233	—	“ “ “ Index Finger.....	25
89234	674	“ “ “ Pitman (right and left).....	90
SS 298E	—	“ “ “ “ Hinge Screw Stud (3).....	40
89226	674	Feed Pawl Lever Pitman Hinge Screw Stud Locking Handle.....	55
89227	—	Feed Pawl Lever Pitman Hinge Screw Stud Washer.....	01
89235	—	Feed Pawl Lever Pitman Stud (left, lower).....	50
89230	—	Feed Pawl Lever Pitman Stud Washer with 89229.....	05
180D	—	Feed Pawl Lever Pitman Stud Washer Screw.....	03
89229	—	Feed Pawl Lever Pitman Stud Washer Hook.....	05
89236	—	Feed Pawl Lever Pitman Washer.....	01
180D	—	“ “ “ “ “ Screw..	03
89237	673	“ Ratchet Wheel.....	6 70
89238	673	“ “ “ Carrier Disc.....	1 70
89239	—	“ “ “ “ “ Pin....	05
611D	—	“ “ “ Screw (2).....	12
89240	—	“ “ “ Wood Brake.....	50
89241	674	“ “ “ “ “ Bracket	20
SS 39D	—	“ “ “ “ “ “	
		Screw (2).....	05
89242	—	Feed Ratchet Wheel Wood Brake Spring (flat).....	1 10
89243	—	Feed Ratchet Wheel Wood Brake Spring Pin.....	05
SS 292C	—	Feed Ratchet Wheel Wood Brake Spring Screw.....	10
1518C	—	Feed Ratchet Wheel Wood Brake Spring Screw Nut.....	04
89244	674	Feed Ratchet Wheel Wood Brake and Retaining Bracket.....	55
138E	—	Feed Ratchet Wheel Wood Brake and Retaining Bracket Screw.....	05
89245	675	Feed Retaining Pawl with 89229.....	70
SS 298E	—	“ “ “ “ Hinge Screw Stud	40

10 PARTS FOR NOS. 14 K 1 TO 14 K 4 MACHINES

NO.	PLATE	NAME	EACH
89226	674	Feed Retaining Pawl Hinge Screw Stud Locking Handle.....	\$ 55
89227	—	Feed Retaining Pawl Hinge Screw Stud Washer.....	01
89228	—	Feed Retaining Pawl Spring (spiral)....	05
89229	—	" " " " Hook.....	05
89230	—	" " " Washer with 89229..	05
180D	—	" " " " Screw.....	03
89229	—	" " " " Hook.....	05
89246	—	" Shaft for 26 in. Machine.....	5 20
89247	—	" " " 42 " "	6 35
89248	675	" " Bracket (right).....	1 45
89249	675	" " " (left).....	1 45
SS 255E	—	" " " Screw.....	10
89250	—	" " " " Washer.....	01
SS 272E	—	" " " Raising Screw (2)...	20
89251	—	" " Collar with two 446c.....	65
446C	—	" " " Set Screw.....	03
SS 40E	—	" Wheel Hinge Screw.....	10
NN 5	—	" " " " Nut.....	10
10554	—	" " " " Joint Pin.....	02
89252	—	" " Key.....	25
127E	—	" " " Screw.....	04
2049	—	" " Steady Pin.....	01
89253	—	Feed Wheel complete, Nos. 127E, 89252, two each NN5, SS40E, 2049, 10554 and studs to suit the pitch of cards....	5 05
89255	—	Feed Wheel Card Stud (plain).....	03
89256	—	" " " " (flat).....	05
89257	—	" " " " (eccentric, flat side).....	10
SS 131c	—	Feed Wheel Card Stud (screwed).....	05
89258	—	Head (right).....	3 50
89259	—	" Binding Plate.....	70
89260	—	" " " Handle.....	20
2049	—	" " " Pin.....	01
SS 144c	—	" " " Screw.....	05
89261	—	" " " " Washer.....	02
89262	—	" Gib.....	35
577C	—	" " Set Screw.....	06
1517	—	" " " " Nut.....	04
89263	—	" Slide Plate.....	70
138E	—	" " " Screw.....	05
89264	675	Head (right) complete, Nos. SS144c, 89217, 89258 to 89263, two each 138E, 164D, 577C, 1517 and 2049.....	7 20
89265	—	Head (left).....	3 50

PARTS FOR NOS. 14 K 1 TO 14 K 4 MACHINES 11

NO.	PLATE	NAME	EACH
89266	—	Head (left) complete, Nos. SS144c, 89219, 89259 to 89263, 89265, two each 138E, 164D, 577c, 1517 and 2049.....	\$7 20
89267	674	Needle Bar.....	55
89268	675	" " Connection Stud with two 448c.....	85
448c	—	Needle Bar Connection Stud Set Screw..	03
89269	673	" " Link (right) with 152D.....	55
89270	—	" " " (left) with 152D.....	55
152D	—	" " " Adjusting Screw.....	03
20D	—	" " " Hinge Screw.....	15
1620	—	" " " " " Nut.....	03
89271	675	" " and Thread Take-up Lever (right).....	1 25
89272	—	Needle Bar and Thread Take-up Lever (left).....	1 25
SS 280E	—	Needle Bar Lever Binding Screw.....	05
82833	—	" " " " " Washer	01
89273	—	" " " Key.....	25
180D	—	" " " " Set Screw.....	03
89274	—	" Clamp (right) with 156D.....	85
89275	674	" " (left) with 156D.....	85
156D	—	" " Screw.....	05
89276	673	" Guard (right).....	40
89277	—	" " (left).....	40
176D	—	" " Screw (2).....	03
89278	674	" Bar Cam.....	5 75
89279	—	" " " Key.....	25
89280	675	" " " Lever with RR15.....	2 95
RR 15	—	" " " " Roller and Stud..	1 45
89281	—	" " Rock Shaft for 26 in. Machine	5 40
89282	—	" " " " " 42 " "	6 25
89283	—	" " " " Collar with two 446c.....	60
446c	—	Needle Bar Rock Shaft Collar Set Screw..	03
89284	675	" " " " Crank with 356c..	1 25
356c	—	" " " " " Set Screw..	06
89239	—	" " " " " Pin.....	05
89285	—	" " " " " Connecting Rod.....	2 20
89286	673	Needle Bar Rock Shaft Crank Connecting Rod Pin.....	05
SS 45D	—	Needle Bar Rock Shaft Crank Connecting Rod Pin Screw.....	03
12D	—	Needle Bar Rock Shaft Crank Connecting Rod Screw.....	30

12 PARTS FOR NOS. 14 K 1 TO 14 K 4 MACHINES

NO.	PLATE	NAME	EACH
89287	—	Needle Bar Rock Shaft Stay for 42 in. Machine.....	\$ 25
SS 45D	—	Needle Bar Rock Shaft Stay Screw (2)...	03
89288	674	Presser Bar.....	80
89289	675	" " Lifter (right) with 89292....	1 45
89290	—	" " " and Tripping P o i n t (right).....	1 45
89291	—	Presser Bar Lifter (left) with 89292.....	1 45
89292	—	" " " Key with 203c.....	25
203c	—	" " " " Set Screw.....	03
89293	—	" " " Rod for 26 in. Machine.....	85
89294	—	" " " " " 42 " ".....	1 00
89295	673	" " " " Bracket.....	40
SS 39D	—	" " " " " Screw (2).....	05
89296	—	" " " " Collar with two 448c.....	50
448c	—	Presser Bar Lifter Rod Collar Set Screw..	03
89297	—	" " " " Handle with 356c.....	35
356c	—	" " " " " Screw....	06
89298	—	" " Spring.....	05
89299	673	" " " Bracket with SS150E..	95
SS 150E	—	" " " " Set Screw....	05
89300	674	" Foot (right).....	1 10
89301	—	" " (left).....	1 10
159D	—	" " Screw.....	03
89302	—	Rail (upper) for 26 in. Machine.....	8 90
89303	—	" " " 42 " ".....	11 15
SS 250E	—	" " Screw (2).....	05
NN 2	—	" " " Nut (2).....	05
89304	—	" " " Washer.....	01
92705	—	" " Steady Pin.....	05
89305	—	" (lower) for 26 in. Machine.....	8 30
89306	—	" " " 42 " ".....	10 50
SS 249E	—	" " Screw (4).....	05
NN 2	—	" " " Nut (4).....	05
89304	—	" " " Washer.....	01
92705	—	" " Steady Pin.....	05
89307	—	" Standard (right).....	12 00
89308	—	" " (left).....	12 00
89309	—	Shuttle Bobbin.....	90
89310	—	" " Retaining Lever (right)..	1 15
SS 307E	—	" " " " H i n g e Screw.....	05
89311	—	Shuttle Bobbin Retaining Lever Leather Pad.....	01
89312	—	Shuttle Bobbin Retaining Lever Pin....	03
89313	—	" " " " " Spring.....	01

PARTS FOR NOS. 14 K 1 TO 14 K 4 MACHINES 13

NO.	PLATE	NAME	EACH
89314	—	Shuttle Bobbin Screw Centre.....	\$ 05
89315	—	“ “ Spring Centre.....	03
89316	—	“ “ “ “ Spring.....	01
176D	—	“ “ “ “ Set Screw..	03
89317	—	“ Cord Guide Wire.....	10
RR 12	—	“ “ Roller.....	20
89318	—	“ “ “ Guard Plate (right)	
		with 89320.....	20
89319	—	Shuttle Cord Roller Guard Plate Rivet..	02
89320	—	“ “ “ Pin.....	03
89321	—	“ Guard Wire.....	05
89322	—	“ Tension Spring (right).....	40
334D	—	“ “ “ Adjusting Screw..	03
SS 208D	—	“ “ “ Screw.....	05
89323	674	Shuttle (right) complete, Nos. RR12, 176D, SS208D, SS307E, 334D, 89309 to 89318, 89321, 89322 and two 89319.....	9 60
89324	—	Shuttle Bobbin Retaining Lever (left)...	1 15
89325	—	“ Cord Roller Guard Plate (left)	
		with 89320.....	20
89326	—	Shuttle Tension Spring (left).....	40
89327	—	Shuttle (left) complete, Nos. RR12, 176D, SS208D, SS307E, 334D, 89309, 89311 to 89317, 89321, 89324 to 89326 and two 89319.....	9 60
89328	675	Shuttle Race (right).....	4 80
89329	—	“ “ (left).....	4 80
524C	—	“ “ Screw.....	12
4389	—	“ “ Steady Pin.....	02
89330	—	“ Carrier Body (right).....	4 80
89331	—	“ “ “ Hinge Finger (right)	1 30
25D	—	“ “ “ “ “ Hinge Screw.....	15
89332	—	Shuttle Carrier Body Hinge Finger Latch	85
1002C	—	“ “ “ “ “ “ Screw.....	03
89333	—	Shuttle Carrier Body Hinge Finger Latch Spring.....	02
89334	674	Shuttle Carrier (right) complete, Nos. 25D, 1002C and 89330 to 89333.....	7 20
89335	—	Shuttle Carrier Body (left).....	4 80
89336	—	“ “ “ Hinge Finger (left) .	1 30
89337	—	Shuttle Carrier (left) complete, Nos. 25D, 1002C, 89332, 89333, 89335 and 89336..	7 20
SS 45D	—	Shuttle Carrier Screw (2).....	03
89338	673	“ “ Vibrating Lever (right)...	2 40
89339	—	“ “ “ “ (left)....	2 40

14 PARTS FOR NOS. 14 K 1 TO 14 K 4 MACHINES

NO.	PLATE	NAME	EACH
89340	675	Shuttle Carrier Vibrating Lever Link with two SS39d.....	\$ 90
89286	673	Shuttle Carrier Vibrating Lever Link Pin (2).....	05
SS 39d	—	Shuttle Carrier Vibrating Lever Link Set Screw.....	05
89341	674	Shuttle Carrier Vibrating Lever Plate	40
SS 45d	—	“ “ “ “ “ Screw.....	03
89342	—	Shuttle Carrier Vibrating Lever Supporting Arm (right).....	3 35
89343	—	Shuttle Carrier Vibrating Lever Supporting Arm (left).....	3 35
89344	—	Shuttle Carrier Vibrating Lever Supporting Arm Binding Plate (right).....	30
89345	—	Shuttle Carrier Vibrating Lever Supporting Arm Binding Plate (left).....	30
89346	—	Shuttle Carrier Vibrating Lever Supporting Arm Binding Plate (lower).....	30
2022	—	Shuttle Carrier Vibrating Lever Supporting Arm Binding Plate Pin.....	01
SS 147c	—	Shuttle Carrier Vibrating Lever Supporting Arm Binding Plate Screw.....	05
89347	—	Shuttle Carrier Vibrating Lever Supporting Arm Binding Plate Screw Handle..	30
89348	—	Shuttle Carrier Vibrating Lever Supporting Arm Gib.....	55
303c	—	Shuttle Carrier Vibrating Lever Supporting Arm Gib Screw (2).....	06
1517	—	Shuttle Carrier Vibrating Lever Supporting Arm Gib Screw Nut (2).....	04
89349	—	Shuttle Rock Shaft for 26 in. Machine...	7 20
89350	—	“ “ “ “ 42 “ “ “ “	9 00
89351	673	“ “ “ “ Cam with 118E.....	4 80
118E	—	“ “ “ “ Set Screw.....	08
89352	675	“ “ “ “ Lever with RR15 and 678c.....	2 40
89353	—	Shuttle Rock Shaft Cam Lever Pin.....	50
RR 15	—	“ “ “ “ “ “ Roller and Stud.....	1 45
678c	—	Shuttle Rock Shaft Cam Lever Set Screw	08
92705	—	“ “ “ “ “ Steady Pin.....	05
89354	—	“ “ “ “ Collar with two 434c..	90
434c	—	“ “ “ “ Set Screw.....	04
89355	—	“ “ “ “ Lever (right) for 89358.....	80
SS 159c	—	Shuttle Rock Shaft Lever Binding Screw	10

PARTS FOR NOS. 14 K 1 TO 14 K 4 MACHINES 15

NO.	PLATE	NAME	EACH
89347	—	Shuttle Rock Shaft Lever Binding Screw Handle.....	\$ 30
89356	—	Shuttle Rock Shaft Lever Key.....	25
SS 39D	—	" " " " " Screw.....	05
89357	—	" " " " " Pin.....	20
SS 151C	—	" " " " " Set Screw..	05
89358	675	Shuttle Rock Shaft Lever (right) com- plete, Nos. SS39D, SS151C, SS159C, 89347 and 89355 to 89357.....	1 70
89359	—	Shuttle Rock Shaft Lever (left) for 89360	80
89360	—	Shuttle Rock Shaft Lever (left) complete, Nos. SS39D, SS151C, SS159C, 89347, 89356, 89357 and 89359.....	1 70
87359	—	Table, 36 in. x 6 in. x $\frac{5}{8}$ in. (for machine) with two 87361.....	2 15
87360	—	Table, 52 $\frac{3}{4}$ in. x 6 in. x $\frac{5}{8}$ in. (for machine) with two 87361.....	2 50
—	—	Table Wood Screw, $\frac{7}{8}$ in. No. 11, R. H. B. (4).....per doz.	—
89361	673	Table Bracket (right).....	50
89362	—	" " (left).....	50
138D	—	" " Screw (4).....	05
87361	—	" Drawer (wood).....	60
SS 223	—	Tension Screw Stud.....	10
1560D	—	" " " Thumb Nut.....	04
8905	—	" " " " " Washer..	01
89363	—	" Disc (2).....	05
89364	—	" Spring.....	05
89365	—	Treadle.....	1 25
89366	—	" Rod for 26 in. Machine.....	95
89367	—	" " " 42 " "	1 15
89368	—	" " Collar.....	40
678C	—	" " " Set Screw (2).....	08
89369	674	" " Lever.....	70
84519	—	" " " Joint.....	05
89370	—	" " " " Pitman.....	10
SS 151C	—	" " " " Screw.....	05
89239	—	" " " Pin.....	05
678C	—	" Set Screw (2).....	08
89384	—	Under Stay Rod for 26 in. Machine.....	95
89385	—	" " " " 42 " "	1 20
SS 259E	—	" " " Screw (2).....	03
89386	—	Wrench (socket) for NN5.....	30
89387	—	" for SS259.....	10

PARTS SPECIAL TO

Nos. 14k1 to 14k4 MACHINES

(WHEN FITTED FOR FOOT POWER)

NO.	PLATE	NAME	EACH
89388	—	Balance Wheel with SS174c, 9082, 89304 and 89389.....	\$3 10
SS 174c	—	Balance Wheel Set Screw.....	05
89389	—	“ “ Stud.....	70
9082	—	“ “ “ Pin.....	01
89304	—	“ “ “ Washer.....	01
89390	—	Back Driving Shaft for 26 in. Machine..	3 25
89391	—	“ “ “ “ 42 “ “ ..	3 80
89392	—	“ “ “ Bracket (right).....	1 45
89393	—	“ “ “ “ (left).....	1 45
SS 255E	—	“ “ “ “ Bolt (2)....	10
NN 29	—	“ “ “ “ “ Nut (2)	05
89394	—	“ “ “ “ “ Washer	
		(2).....	01
89395	—	Back Driving Shaft Bracket Roller (8)...	30
89396	—	“ “ “ Belt.....	35
89397	—	“ “ “ Collar with two	
		443c (2).....	60
443c	—	Back Driving Shaft Collar Set Screw....	03
89398	—	“ “ “ Pulley, 6 in. x 2 in.,	
		with 344c.....	1 10
344c	—	Back Driving Shaft Pulley Set Screw....	08
89399	—	Belt (flat) 77 in. x 1¾ in.....	—
89213	—	Driving Shaft Pulley (tight) 12 in. x 2 in.,	
		with SS174c.....	1 55
SS 174c	—	Driving Shaft Pulley Set Screw.....	03
91242	—	Oil Hole Plug (wood).....	02
89400	—	Raising Board (wood) 28 in. x 4 in. x	
		1¾ in.....	—
89365	—	Treadle.....	1 25
89401	—	“ Rod for 26 in. Machine.....	95
89402	—	“ “ “ 42 “ “ ..	1 15
89368	—	“ “ Collar (2).....	40
678c	—	“ “ “ Set Screw (2).....	08
89403	—	“ “ Lever.....	70
89239	—	“ “ “ Pin.....	05
89404	—	“ “ “ Pitman (wood) 36¾	
		in. centre to centre.....	95

NO.	PLATE	NAME	EACH
89405	—	Treadle Rod Lever Stud.....	\$ 70
9082	—	“ “ “ “ Pin.....	01
89304	—	“ “ “ “ Washer.....	01
89406	—	“ “ Supporting Bracket for 42 in. Machine (2).....	25
89407	—	Treadle Rod Supporting Bracket Block (wood).....	05
—	—	Treadle Rod Supporting Bracket Wood Screw, 1 in. No. 10 (2).....per doz.	—
678c	—	Treadle Set Screw (2).....	08

ACCESSORIES

NO.	PLATE	NAME	EACH
89309	—	Bobbin (1 for each shuttle).....	\$ 90
—	—	Needle (1 for each head of machine).....	—
86161	—	Oiler with 86162.....	10
86162	—	“ Spout for 86161.....	05
25537	—	Screw Driver (machine).....	10
89386	—	Wrench (socket) for NN5.....	30
89387	—	“ for SS259.....	10

BOBBIN WINDER (Automatic)

FOR

Nos. 14 k 1 to 14 k 4 MACHINES

NO.	PLATE	NAME	EACH
89408	—	Bobbin Winder Frame.....	\$1 70
SS 57E	—	“ “ “ Screw.....	03
89409	—	“ “ Belt Fork.....	40
89410	—	“ “ “ “ Pin.....	03
89411	—	“ “ Belt (size $\frac{3}{8}$ in., length 99 in.).....	25
89412	—	Bobbin Winder Centre.....	20
SS 283E	—	“ “ “ Set Screw.....	10
89413	—	“ “ “ “ “ S t o p Pin.....	03
89414	—	Bobbin Winder Shaft.....	70
89415	—	“ “ “ Pin.....	03
89416	—	“ “ “ Pulley (tight).....	70
89417	—	“ “ “ “ (loose).....	70

BOBBIN WINDER (Automatic)

NO.	PLATE	NAME	EACH
89415	—	Bobbin Winder Shaft Pulley Pin.....	\$ 03
89418	—	“ “ Starting Spindle.....	50
89419	—	“ “ “ “ Spring...	03
89420	—	“ “ Stop Lever.....	40
346D	—	“ “ “ “ Clamp Screw.	08
89421	—	“ “ “ “ Shaft.....	25
89422	—	“ “ “ “ Tripping Lever	25
89423	—	“ “ “ “ “ “	
		Spring.....	05
89424	—	Bobbin Winder Worm.....	90
89410	—	“ “ “ Pin.....	03
89425	—	“ “ “ Shaft.....	35
89426	—	“ “ “ “ Pulley.....	50
89427	—	“ “ “ “ “ Belt..	10
89410	—	“ “ “ “ “ Pin...	03
89428	—	“ “ “ Wheel and Cam	95
SS 207E	—	“ “ “ “ “ “	
		Hinge Screw.....	25
1608	—	Bobbin Winder Worm Wheel and Cam	
		Hinge Screw Nut.....	05
82833	—	Bobbin Winder Worm Wheel and Cam	
		Hinge Screw Washer.....	01
89429	—	Bobbin Winder Worm Wheel and Cam	
		Lever.....	70
11c	—	Bobbin Winder Worm Wheel and Cam	
		Lever Hinge Screw.....	25
1804	—	Bobbin Winder Worm Wheel and Cam	
		Lever Roller and Stud.....	25
SS 223	—	Bobbin Winder Worm Wheel and Cam	
		Lever Tension Screw Stud.....	10
1560D	—	Bobbin Winder Worm Wheel and Cam	
		Lever Tension Screw Stud Nut.....	04
89363	—	Bobbin Winder Worm Wheel and Cam	
		Lever Tension Disc.....	05
89364	—	Bobbin Winder Worm Wheel and Cam	
		Lever Tension Spring.....	05
89430	—	Bobbin Winder (automatic) complete, Nos. 11c, SS207E, SS223, SS283E, 346D, 1560D, 1608, 1804, 82833, 89364, 89408, 89409, 89411 to 89414, 89416 to 89429, two each SS57E, 89363, 89415 and three 89410.....	10 80

NUMERICAL LIST OF PARTS

NUMERICAL LIST OF PARTS

NO.	PLATE	NAME	EACH
NN 2	—	Rail (upper) Screw Nut for SS250E.....	\$ 05
NN 2	—	“ (lower) Screw Nut for SS249E.....	05
NN 5	—	Feed Wheel Hinge Screw Nut for SS40E..	10
11c	—	Bobbin Winder Worm Wheel and Cam Lever Hinge Screw for 89430.....	25
12d	—	Needle Bar Rock Shaft Crank Connecting Rod Screw.....	30
RR 12	—	Shuttle Cord Roller for 89323 and 89327..	20
RR 15	—	Feed Cam Lever Roller and Stud.....	1 45
RR 15	—	Needle Bar Cam Lever Roller and Stud for 89280.....	1 45
RR 15	—	Shuttle Rock Shaft Cam Lever Roller and Stud for 89352.....	1 45
20d	—	Needle Bar Link Hinge Screw.....	15
25d	—	Shuttle Carrier Body Hinge Finger Hinge Screw for 89334 and 89337.....	15
NN 29	—	Back Driving Shaft Bracket Bolt Nut for SS255E.....	05
SS 34E	—	Driving Shaft Guard Board Screw.....	05
SS 39d	—	Feed Ratchet Wheel Wood Brake Bracket Screw.....	05
SS 39d	—	Presser Bar Lifter Rod Bracket Screw...	05
SS 39d	—	Shuttle Carrier Vibrating Lever Link Set Screw for 89340.....	05
SS 39d	—	Shuttle Rock Shaft Lever Key Screw....	05
SS 40E	—	Feed Wheel Hinge Screw for 89253.....	10
SS 45d	—	Needle Bar Rock Shaft Crank Connecting Rod Pin Screw.....	03
SS 45d	—	Needle Bar Rock Shaft Stay Screw.....	03
SS 45d	—	Shuttle Carrier Screw.....	03
SS 45d	—	“ “ Vibrating Lever Plate Screw.....	03
SS 56E	—	Card Lifter Screw.....	02
SS 57E	—	Bobbin Winder Frame Screw for 89430...	03
SS 57E	—	Cord Bobbin Bracket Screw (For France only).....	03
118E	—	Belt Shipper Bracket Screw.....	08
118E	—	Shuttle Rock Shaft Cam Set Screw for 89351.....	08
127E	—	Feed Wheel Key Screw for 89253.....	04
SS 131c	—	Feed Wheel Card Stud (screwed).....	05
138d	—	Cord Box Bracket Screw.....	05
138d	—	Table Bra st Screw.....	05

NO.	PLATE	NAME	EACH
138E	—	Feed Ratchet Wheel Wood Brake and Retaining Bracket Screw.....	\$ 05
138E	—	Head Slide Plate Screw for 89264 and 89266.....	05
SS 144C	—	Head Binding Plate Screw for 89264 and 89266.....	05
SS 147C	—	Shuttle Carrier Vibrating Lever Supporting Arm Binding Plate Screw.....	05
SS 150E	—	Presser Bar Spring Bracket Set Screw for 89299.....	05
SS 151C	—	Shuttle Rock Shaft Lever Pin Set Screw.	05
SS 151C	—	Treadle Rod Lever Joint Screw.....	05
152D	—	Needle Bar Link Adjusting Screw for 89269 and 89270.....	03
SS 153C	—	Belt Fork Holder Screw for 88313.....	05
SS 153C	—	“ “ Screw for 88313.....	05
156D	—	Needle Clamp Screw for 89274 and 89275.	05
159D	—	Card Guard Wire Screw.....	03
159D	—	Presser Foot Screw.....	03
SS 159C	—	Shuttle Rock Shaft Lever Binding Screw.	10
164D	—	Face Plate Screw for 89264 and 89266...	04
SS 174C	—	Balance Wheel Set Screw for 89201 and 89388.....	05
SS 174C	—	Driving Shaft Pulley Set Screw for 89213.	05
176D	—	Needle Guard Screw.....	03
176D	—	Shuttle Bobbin Spring Centre Set Screw for 89323 and 89327.....	03
180D	—	Belt Shipper Bracket Chain Screw.....	03
180D	—	Feed Pawl Washer Screw.....	03
180D	—	“ “ Lever Pitman Stud Washer Screw.....	03
180D	—	Feed Pawl Lever Pitman Washer Screw..	03
180D	—	“ Retaining Pawl Washer Screw.....	03
180D	—	Needle Bar Lever Key Set Screw.....	03
203C	—	Presser Bar Lifter Key Set Screw, for 89292.....	03
SS 207E	—	Bobbin Winder Worm Wheel and Cam Hinge Screw for 89430.....	25
SS 208D	—	Shuttle Tension Spring Screw for 89323 and 89327.....	05
SS 223	—	Bobbin Winder Worm Wheel and Cam Lever Tension Screw Stud for 89430...	10
SS 223	—	Tension Screw Stud for 89217 and 89219..	10
SS 249E	—	Rail (lower) Screw.....	05
SS 250E	—	“ (upper) Screw.....	05
SS 255E	—	Feed Shaft Bracket Screw.....	10
SS 255E	—	Back Driving Shaft Bracket Bolt.....	10

NUMERICAL LIST OF PARTS

21

NO.	PLATE	NAME	EACH
SS 259E	—	Under Stay Rod Screw.....	\$ 03
SS 272E	—	Feed Shaft Bracket Raising Screw.....	20
SS 280E	—	Needle Bar Lever Binding Screw.....	05
SS 283E	—	Bobbin Winder Centre Set Screw for 89430.....	10
SS 292C	—	Feed Ratchet Wheel Wood Brake Spring Screw.....	10
SS 297E	—	Feed Cam Lever Hinge Screw Stud.....	40
SS 298E	—	“ Pawl Hinge Screw Stud.....	40
SS 298E	—	“ “ Lever Pitman Hinge Screw Stud.....	40
SS 298E	—	Feed Retaining Pawl Hinge Screw Stud..	40
303C	—	Shuttle Carrier Vibrating Lever Support- ing Arm Gib Screw.....	06
SS 307E	—	Shuttle Bobbin Retaining Lever Hinge Screw for 89323 and 89327.....	05
334D	—	Shuttle Tension Spring Adjusting Screw for 89323 and 89327.....	03
344C	—	Back Driving Shaft Pulley Set Screw for 89398.....	08
346D	—	Bobbin Winder Stop Lever Clamp Screw for 89430.....	08
356C	—	Needle Bar Rock Shaft Crank Set Screw for 89284.....	06
356C	—	Presser Bar Lifter Rod Handle Screw for 89297.....	06
434C	—	Shuttle Rock Shaft Collar Set Screw for 89354.....	04
443C	—	Back Driving Shaft Collar Set Screw for 89397.....	03
446C	—	Feed Cam Lever Hinge Screw Stud-Collar Set Screw for 89223.....	03
446C	—	Feed Shaft Collar Set Screw for 89251....	03
446C	—	Needle Bar Rock Shaft Collar Set Screw for 89283.....	03
448C	—	Needle Bar Connection Stud Set Screw for 89268.....	03
448C	—	Presser Bar Lifter Rod Collar Set Screw for 89296.....	03
524C	—	Shuttle Race Screw.....	12
577C	—	Head Gib Set Screw, for 89264 and 89266	06
611D	—	Feed Ratchet Wheel Screw.....	12
678C	—	Shuttle Rock Shaft Cam Lever Set Screw for 89352.....	08
678C	—	Treadle Rod Collar Set Screw.....	08
678C	—	“ Set Screw.....	08
1002C	—	Shuttle Carrier Body Hinge Finger Latch Screw for 89334 and 89337.....	03

NO.	PLATE	NAME	EACH
1517	—	Head Gib Set Screw Nut for 577c.....	\$ 04
1517	—	Shuttle Carrier Vibrating Lever Support- ing Arm Gib Screw Nut for 303c.....	04
1518c	—	Feed Ratchet Wheel Wood Brake Spring Screw Nut for SS292c.....	04
1560d	—	Bobbin Winder Worm Wheel and Cam Lever Tension Screw Stud Nut for SS223.....	04
1560d	—	Tension Screw Stud Thumb Nut for SS223.....	04
1608	—	Bobbin Winder Worm Wheel and Cam Hinge Screw Nut for SS207E.....	05
1620	—	Needle Bar Link Hinge Screw Nut for 20d.	03
1804	—	Bobbin Winder Worm Wheel and Cam Lever Roller and Stud for 89430.....	25
2022	—	Shuttle Carrier Vibrating Lever Support- ing Arm Binding Plate Pin.....	01
2049	—	Feed Wheel Steady Pin.....	01
2049	—	Head Binding Plate Pin.....	01
2117	—	Belt Shipper Bracket Steady Pin.....	01
3093	—	" " " Chain Pulley Stud Pin.....	03
4389	—	Shuttle Race Steady Pin.....	02
8905	—	Tension Screw Stud Thumb Nut Washer for 89217 and 89219.....	01
9082	—	Balance Wheel Stud Pin.....	01
9082	—	Treadle Rod Lever Stud Pin.....	01
9525	—	Belt Shipper Bracket Chain Washer.....	01
10554	—	" " " Slide Bar Spring Pin.....	02
10554	—	Feed Wheel Hinge Screw Joint Pin.....	02
25537	—	Screw Driver (machine). (Accessories)...	10
82833	—	Bobbin Winder Worm Wheel and Cam Hinge Screw Washer for 89430.....	01
83833	—	Needle Bar Lever Binding Screw Washer.	01
84519	—	Treadle Rod Lever Joint.....	05
86161	—	Oiler with 86162. (Accessories).....	10
86162	—	" Spout, for 86161.....	05
87357	—	Driving Shaft Guard Board (wood) 37 $\frac{1}{8}$ in. x 2 $\frac{3}{4}$ in. x $\frac{3}{4}$ in.....	60
87358	—	Driving Shaft Guard Board (wood) 54 in. x 3 in. x $\frac{3}{4}$ in.....	70
87359	—	Table, 36 in. x 6 in. x $\frac{5}{8}$ in. (for machine) with two 87361.....	2 15
87360	—	Table, 52 $\frac{3}{4}$ in. x 6 in. x $\frac{5}{8}$ in. (for machine) with two 87361.....	2 50
87361	—	Table Drawer (wood) for 87359 and 87360	60
87364	—	Cord Box, 31 $\frac{1}{2}$ in. x 8 $\frac{1}{8}$ in. x 2 $\frac{7}{8}$ in.....	1 80

NUMERICAL LIST OF PARTS

23

NO.	PLATE	NAME	EACH
87365	—	Cord Box, 48 $\frac{1}{4}$ in. x 8 $\frac{1}{8}$ in. x 2 $\frac{7}{8}$ in. . . .	\$2 15
87524	—	" Bobbin (wood)	35
88313	675	Belt Fork Holder with three SS153c.	60
89201	—	Balance Wheel with two SS174c.	2 75
89202	—	Belt Fork	1 00
89204	675	" Shipper Bracket	80
89205	—	" " " Slide Bar	55
89206	—	" " " " " Spring	10
89207	—	" " " Chain (26 in. long).	55
89208	674	" " " " Pulley	55
89209	—	" " " " Stud.	80
89210	—	" " " " Stud.	80
89211	—	Driving Shaft for 26 in. Machine.	6 00
89212	—	" " " 42 " "	7 80
89213	—	" " Pulley (tight) 12 in. x 2 in., with SS174c.	1 55
89214	—	Driving Shaft Pulley (loose) 12 in. x 2 in..	1 80
89215	675	Face Plate (right)	1 00
89216	—	" " Cord Guide.	05
89217	—	Face Plate (right) complete, Nos. SS223, 1560D, 8905, 89215, 89216, 89364 and two 89363.	1 40
89218	—	Face Plate (left)	1 00
89219	—	Face Plate (left) complete, Nos. SS223, 1560D, 8905, 89216, 89218, 89364 and two 89363, for 89266.	1 40
89220	673	Feed Cam.	4 20
89221	—	" " Key.	40
89222	674	" " Lever.	2 15
89223	—	" " Hinge Screw Stud Collar with two 446c.	60
89224	675	Feed Pawl (right) with 89229.	70
89225	675	" " (left) with 89229.	70
89226	674	" " Hinge Screw Stud Locking Handle.	55
89226	674	Feed Pawl Lever Pitman Hinge Screw Stud Locking Handle.	55
89226	674	Feed Retaining Pawl Hinge Screw Stud Locking Handle.	55
89227	—	Feed Pawl Hinge Screw Stud Washer. . . .	01
89227	—	" " Lever Pitman Hinge Screw Stud Washer.	01
89227	—	Feed Retaining Pawl Hinge Screw Stud Washer.	01
89228	—	Feed Pawl Spring (spiral)	05
89228	—	" Retaining Pawl Spring (spiral)	05

NO.	PLATE	NAME	EACH
89229	—	Feed Pawl Spring Hook for 89224 and 89225.....	\$ 05
89229	—	Feed Pawl Lever Pitman Stud Washer Hook for 89230.....	05
89229	—	Feed Retaining Pawl Spring Hook for 89245.....	05
89229	—	Feed Pawl Washer Hook for 89230.....	05
89229	—	" Retaining Pawl Washer Hook for 89230.....	05
89230	—	Feed Pawl Washer with 89229.....	05
89230	—	" " Lever Pitman Stud Washer with 89229.....	05
89230	—	Feed Retaining Pawl Washer with 89229.....	05
89231	675	" Pawl Lever (right).....	2 00
89232	675	" " " (left).....	2 00
89233	—	" " " Index Finger.....	25
89234	674	" " " Pitman (right and left).....	90
89235	—	" " " " Stud (left, lower).....	50
89236	—	Feed Pawl Lever Pitman Washer.....	01
89237	673	" Ratchet Wheel.....	6 70
89238	673	" " " Carrier Disc.....	1 70
89239	—	" " " " " Pin....	05
89239	—	Needle Bar Rock Shaft Crank Pin.....	05
89239	—	Treadle Rod Lever Pin.....	05
89240	—	Feed Ratchet Wheel Wood Brake.....	50
89241	674	" " " " " Bracket.....	20
89242	—	" " " " " Spring (flat).....	1 10
89243	—	Feed Ratchet Wheel Wood Brake Spring Pin.....	05
89244	674	Feed Ratchet Wheel Wood Brake and Retaining Bracket.....	55
89245	675	Feed Retaining Pawl with 89229.....	70
89246	—	" Shaft for 26 in. Machine.....	5 20
89247	—	" " " 42 " "	6 35
89248	675	" " Bracket (right).....	1 45
89249	675	" " " (left).....	1 45
89250	—	" " " Screw Washer.....	01
89251	—	" " Collar with two 446c.....	65
89252	—	" Wheel Key for 89253.....	25
89253	—	Feed Wheel complete, Nos. 127E, 89252, two each NN5, SS40E, 2049, 10554 and studs to suit the pitch of card.....	5 05
89255	—	Feed Wheel Card Stud (plain).....	03
89256	—	" " " " (flat).....	05

NUMERICAL LIST OF PARTS

25

NO.	PLATE	NAME	EACH
89257	—	Feed Wheel Card Stud (eccentric, flat side).....	\$ 10
89258	—	Head (right) for 89264.....	3 50
Nos. 89259 TO 89263, FOR 89264 AND 89266.			
89259	—	Head Binding Plate.....	70
89260	—	“ “ “ Handle.....	20
89261	—	“ “ “ Screw Washer.....	02
89262	—	“ Gib.....	35
89263	—	“ Slide Plate.....	70
89264	675	Head (right) complete, Nos. SS144c, 89217, 89258 to 89263, two each 138E, 164D, 577C, 1517 and 2049.....	7 20
89265	—	Head (left) for 89266.....	3 50
89266	—	Head (left) complete, Nos. SS144c, 89219, 89259 to 89263, 89265, two each 138E, 164D, 577C, 1517 and 2049.....	7 20
89267	674	Needle Bar.....	55
89268	675	“ “ Connection Stud with two 448c.....	85
89269	673	Needle Bar Link (right) with 152D.....	55
89270	—	“ “ “ (left) with 152D.....	55
89271	675	“ “ and Thread Take-up Lever (right).....	1 25
89272	—	Needle Bar and Thread Take-up Lever (left).....	1 25
89273	—	Needle Bar Lever Key.....	25
89274	—	“ Clamp (right) with 156D.....	85
89275	674	“ “ (left) with 156D.....	85
89276	673	“ Guard (right).....	40
89277	—	“ “ (left).....	40
89278	674	“ Bar Cam.....	5 75
89279	—	“ “ “ Key.....	25
89280	675	“ “ “ Lever with RR15.....	2 95
89281	—	“ “ Rock Shaft for 26 in. Machine.....	5 40
89282	—	“ “ “ “ “ 42 “ “.....	6 25
89283	—	“ “ “ “ Collar with two 446c.....	60
89284	675	Needle Bar Rock Shaft Crank with 356c.....	1 25
89285	—	“ “ “ “ “ Connecting Rod.....	2 20
89286	673	Needle Bar Rock Shaft Crank Connecting Rod Pin.....	05
89286	673	Shuttle Carrier Vibrating Lever Link Pin.....	05
89287	—	Needle Bar Rock Shaft Stay for 42 in. Machine.....	25
89288	674	Presser Bar.....	80

NO.	PLATE	NAME	EACH
89289	675	Presser Bar Lifter (right) with 89292....	\$1 45
89290	—	“ “ “ and Tripping Point (right).....	1 45
89291	—	Presser Bar Lifter (left) with 89292.....	1 45
89292	—	“ “ “ Key with 203c.....	25
89293	—	“ “ “ Rod for 26 in. Machine	85
89294	—	“ “ “ “ “ 42 “ “	1 00
89295	673	“ “ “ “ Bracket.....	40
89296	—	“ “ “ “ Collar with two 448c.....	50
89297	—	Presser Bar Lifter Rod Handle with 356c	35
89298	—	“ “ Spring.....	05
89299	673	“ “ “ Bracket with SS150E.	95
89300	674	“ Foot (right).....	1 10
89301	—	“ “ (left).....	1 10
89302	—	Rail (upper) for 26 in. Machine.....	8 90
89303	—	“ “ “ 42 “ “	11 15
89304	—	Balance Wheel Stud Washer for 89388...	01
89304	—	Rail (upper) Screw Washer.....	01
89304	—	“ (lower) Screw Washer.....	01
89304	—	Treadle Rod Lever Stud Washer.....	01
89305	—	Rail (lower) for 26 in. Machine.....	8 30
89306	—	“ “ “ 42 “ “	10 50
89307	—	“ Standard (right).....	12 00
89308	—	“ “ (left).....	12 00
89309	—	Shuttle Bobbin.....	90
89310	—	“ “ Retaining Lever (right)..	1 15

Nos. 89311 TO 89317 FOR 89323 AND 89327

89311	—	Shuttle Bobbin Retaining Lever Leather Pad.....	01
89312	—	Shuttle Bobbin Retaining Lever Pin.....	03
89313	—	“ “ “ “ “Spring	01
89314	—	“ “ Screw Centre.....	05
89315	—	“ “ Spring Centre.....	03
89316	—	“ “ “ “ Spring.....	01
89317	—	“ Cord Guide Wire.....	10
89318	—	“ “ Roller Guard Plate (right) with 89320, for 89323.....	20
89319	—	Shuttle Cord Roller Guard Plate Rivet for 89323 and 89327.....	02
89320	—	Shuttle Cord Roller Pin for 89318 and 89325.....	03
89321	—	Shuttle Guard Wire, for 89323 and 89327.	05
89322	—	“ Tension Spring (right) for 89323.	40

NUMERICAL LIST OF PARTS

27

NO.	PLATE	NAME	EACH
89323	674	Shuttle (right) complete, Nos. RR12, 176D, SS208D, SS307E, 334D, 89309 to 89318, 89321, 89322 and two 89319....	\$9 60
89324	—	Shuttle Bobbin Retaining Lever (left) for 89327.....	1 15
89325	—	Shuttle Cord Roller Guard Plate (left) with 89320, for 89327.....	20
89326	—	Shuttle Tension Spring (left) for 89327...	40
89327	—	Shuttle (left) complete, Nos. RR12, 176D, SS208D, SS307E, 334D, 89309, 89311 to 89317, 89321, 89324 to 89326 and two 89319.....	9 60
89328	675	Shuttle Race (right).....	4 80
89329	—	" " (left).....	4 80
89330	—	" Carrier Body (right) for 89334...	4 80
89331	—	" " " Hinge Finger (right) for 89334.....	1 30
89332	—	Shuttle Carrier Body Hinge Finger Latch for 89334 and 89337.....	85
89333	—	Shuttle Carrier Body Hinge Finger Latch Spring for 89334 and 89337.....	02
89334	674	Shuttle Carrier (right) complete, Nos. 25D, 1002C and 89330 to 89333.....	7 20
89335	—	Shuttle Carrier Body (left) for 89337....	4 80
89336	—	" " " Hinge Finger (left) for 89337.....	1 30
89337	—	Shuttle Carrier (left) complete, Nos. 25D, 1002C, 89332, 89333, 89335 and 89336.	7 20
89338	673	Shuttle Carrier Vibrating Lever (right)...	2 40
89339	—	" " " " (left)....	2 40
89340	675	" " " " Link with two SS39D.....	90
89341	674	Shuttle Carrier Vibrating Lever Plate....	40
89342	—	" " " " Support- ing Arm (right).....	3 35
89343	—	Shuttle Carrier Vibrating Lever Support- ing Arm (left).....	3 35
89344	—	Shuttle Carrier Vibrating Lever Support- ing Arm Binding Plate (right).....	30
89345	—	Shuttle Carrier Vibrating Lever Support- ing Arm Binding Plate (left).....	30
89346	—	Shuttle Carrier Vibrating Lever Support- ing Arm Binding Plate (lower).....	30
89347	—	Shuttle Carrier Vibrating Lever Support- ing Arm Binding Plate Screw Handle..	30
89347	—	Shuttle Rock Shaft Lever Binding Screw Handle for 89358 and 89360.....	30

NO.	PLATE	NAME	EACH
89348	—	Shuttle Carrier Vibrating Lever Support- ing Arm Gib.....	\$ 55
89349	—	Shuttle Rock Shaft for 26 in. Machine...	7 20
89350	—	" " " " 42 " " ...	9 00
89351	673	" " " Cam with 118E.....	4 80
89352	675	" " " " Lever with RR15 and 678c.....	2 40
89353	—	Shuttle Rock Shaft Cam Lever Pin.....	50
89354	—	" " " Collar with two 434c.	90
89355	—	" " " Lever (right) f o r 89358.....	80
89356	—	Shuttle Rock Shaft Lever Key for 89358 and 89360.....	25
89357	—	Shuttle Rock Shaft Lever Pin for 89358 and 89360.....	20
89358	675	Shuttle Rock Shaft Lever (right) com- plete, Nos. SS39D, SS151c, SS159c, 89347 and 89355 to 89357.....	1 70
89359	—	Shuttle Rock Shaft Lever (left) for 89360.	80
89360	—	Shuttle Rock Shaft Lever (left) complete, Nos. SS39D, SS151c, SS159c, 89347, 89356, 89357 and 89359.....	1 70
89361	673	Table Bracket (right).....	50
89362	—	" " (left).....	50
89363	—	Bobbin Winder Worm Wheel and Cam Lever Tension Disc for 89430.....	05
89363	—	Tension Disc.....	05
89364	—	Bobbin Winder Worm Wheel and Cam Lever Tension Spring, for 89430.....	05
89364	—	Tension Spring for 89217 and 89219.....	05
89365	—	Treadle.....	1 25
89366	—	" Rod for 26 in. Machine.....	95
89367	—	" " " 42 " "	1 15
89368	—	" " Collar.....	40
89369	674	" " Lever.....	70
89370	—	" " " Joint Pitman.....	10
89371	—	Card Guard Wire (right).....	20
89372	—	" " " (left).....	20
89373	673	" Lifter (right).....	40
89374	—	" " (left).....	40
89375	—	" " Guide Rod.....	05
89377	—	Cord Bobbin Bracket. (For France only)	50
89378	—	" " " Spindle. (For France only).....	25
89379	—	Cord Bobbin Rod for 26 in. Machine...	40
89380	—	" " " " 42 " "	50
89381	—	" " " Bracket.....	30

NUMERICAL LIST OF PARTS

29

NO.	PLATE	NAME	EACH
89382	674	Cord Box Bracket.....	\$ 35
89383	—	“ Guide.....	40
89384	—	Under Stay Rod for 26 in. Machine....	95
89385	—	“ “ “ “ 42 “ “	1 20
89386	—	Wrench (socket) for NN5.....	30
89387	—	“ for SS259.....	10

NOS. 89388 TO 89407 FOR 14 K 1 TO 14 K 4 MACHINES
WHEN FITTED FOR FOOT POWER

89388	—	Balance Wheel with SS174c, 9082, 89304 and 89389.....	3 10
89389	—	Balance Wheel Stud for 89388.....	70
89390	—	Back Driving Shaft for 26 in. Machine..	3 25
89391	—	“ “ “ “ 42 “ “ ..	3 80
89392	—	“ “ “ Bracket (right).....	1 45
89393	—	“ “ “ “ (left).....	1 45
89394	—	“ “ “ “ Bolt Washer	01
89395	—	“ “ “ “ Roller.....	30
89396	—	“ “ “ Belt.....	35
89397	—	“ “ “ Collar with two 443c	60
89398	—	“ “ “ Pulley, 6 in. x 2 in., with 344c.....	1 10
89399	—	Belt (flat) 77 in. x 1 $\frac{3}{4}$ in.....	—
89400	—	Raising Board (wood) 28 in. x 4 in. x 1 $\frac{3}{4}$ in.	—
89401	—	Treadle Rod for 26 in. Machine.....	95
89402	—	“ “ “ 42 “ “	1 15
89403	—	“ “ Lever.....	70
89404	—	“ “ “ Pitman (wood) 36 $\frac{3}{4}$ in., centre to centre.....	95
89405	—	Treadle Rod Lever Stud.....	70
89406	—	“ “ Supporting Bracket for 42 in. Machine.....	25
89407	—	Treadle Rod Supporting Bracket Block (wood).....	05

NOS. 89408 TO 89429 FOR 89430.

89408	—	Bobbin Winder Frame.....	1 70
89409	—	“ “ Belt Fork.....	40
89410	—	“ “ “ “ Pin.....	03
89410	—	“ “ Worm Pin.....	03
89410	—	“ “ “ Shaft Pulley Pin..	03
89411	—	“ “ Belt (size $\frac{3}{8}$ in., length 99 in.).....	25
89412	—	Bobbin Winder Centre.....	20
89413	—	“ “ “ Set Screw Stop Pin	03
89414	—	“ “ Shaft.....	70
89415	—	“ “ “ Pin.....	03


NUMERICAL LIST OF PARTS

NO.	PLATE	NAME	EACH
89415	—	Bobbin Winder Shaft Pulley Pin.....	\$ 03
89416	—	“ “ “ “ (tight).....	70
89417	—	“ “ “ “ (loose).....	70
89418	—	“ “ Starting Spindle.....	50
89419	—	“ “ “ “ Spring...	03
89420	—	“ “ Stop Lever.....	40
89421	—	“ “ “ “ Shaft.....	25
89422	—	“ “ “ “ Tripping Lever	25
89423	—	“ “ “ “ “ “	
		Spring.....	05
89424	—	Bobbin Winder Worm.....	90
89425	—	“ “ “ Shaft.....	35
89426	—	“ “ “ “ Pulley.....	50
89427	—	“ “ “ “ “ Belt..	10
89428	—	“ “ “ Wheel and Cam	95
89429	—	“ “ “ “ “ “	
		Lever.....	70
89430	—	Bobbin Winder (automatic) complete, Nos. 11C, SS207E, SS223, SS283E, 346D, 1560D, 1608, 1804, 82833, 89364, 89408, 89409, 89411 to 89414, 89416 to 89429, two each SS57E, 89363, 89415 and three 89410.....	10 80
91242	—	Oil Hole Plug (wood).....	02
92705	—	Rail (upper) Steady Pin.....	05
92705	—	“ (lower) Steady Pin.....	05
92705	—	Shuttle Rock Shaft Cam Steady Pin.....	05

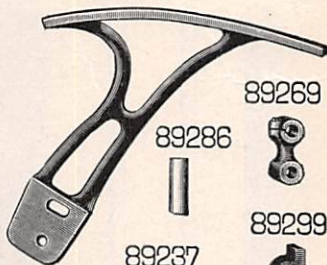
PLATE 673.

ONE - FIFTH SIZE.

89220



89373



89269


89286



89299





89237



89338

89238



89276



9361



89295



89351




PLATE 674. ONE - FIFTH SIZE.

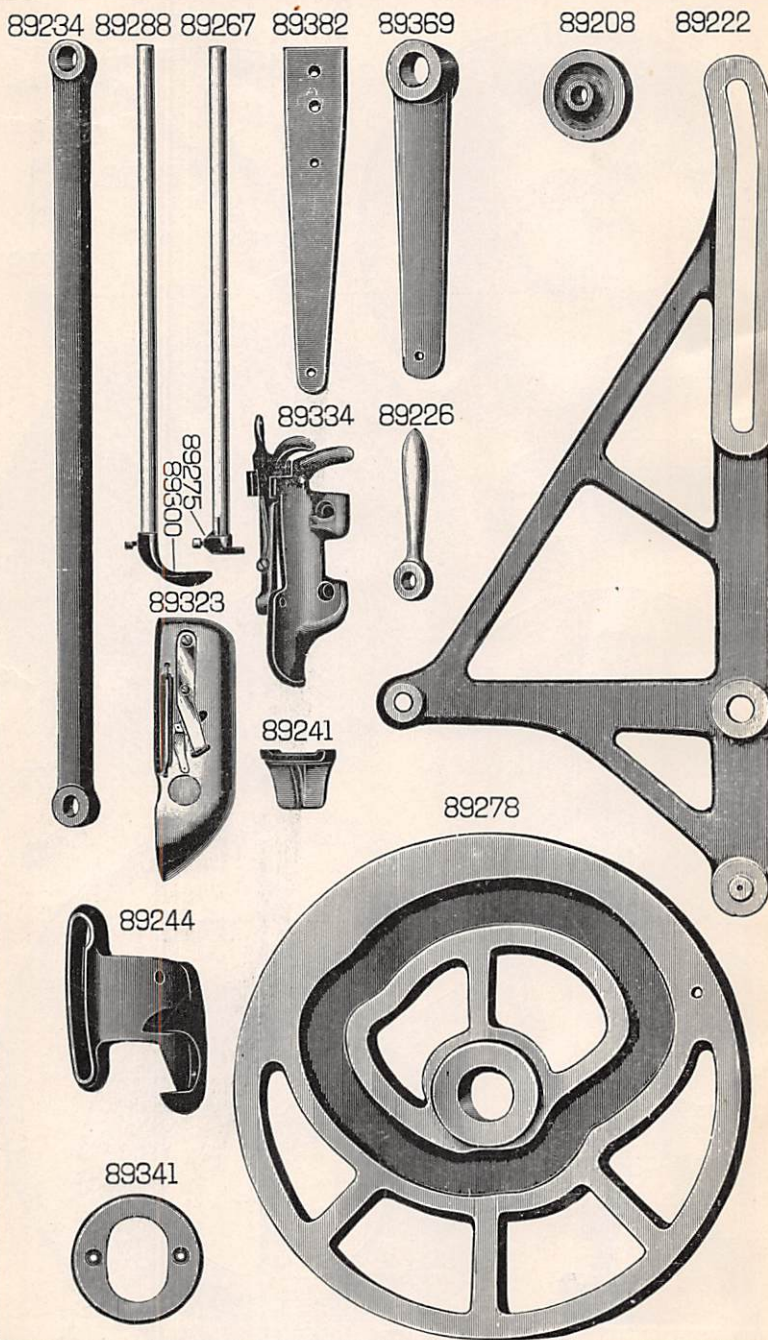


PLATE 675. ONE - FIFTH SIZE.

